

Ontario College Application User Guide

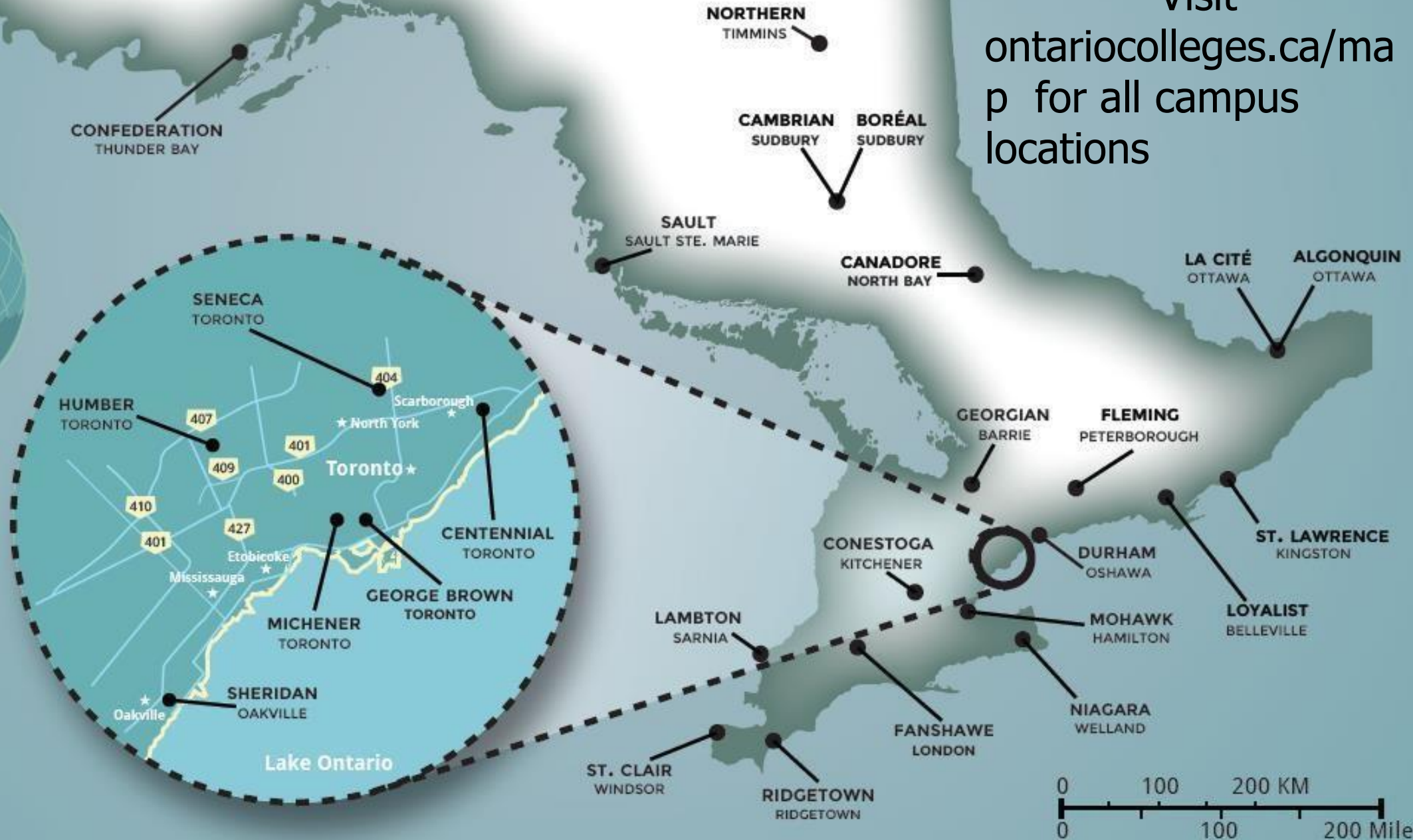
2023 / 2024

ontariocolleges.ca

**for entry into 2024-2025*

Research Colleges and Programs

Visit ontariocolleges.ca/map for all campus locations





























Explore Colleges

Go to ontariocolleges.ca/colleges

ontariocolleges.ca

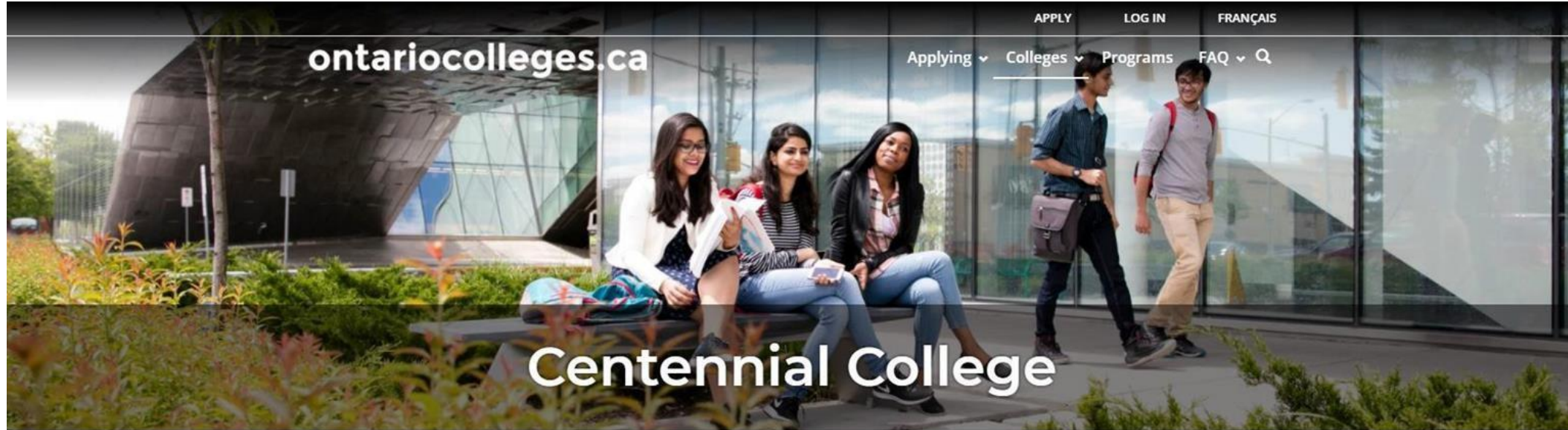
Applying ▾ Colleges ▾ Programs FAQ ▾ Q

Explore by college:

 Algonquin	 Cambrian	 Canadore
 Centennial	 Collège Boréal	 Conestoga
 Confederation	 Durham	 Fanshawe
 Fleming	 George Brown	 Georgian
 Humber	 La Cité	 Lambton
 Loyalist	 Michener Institute	 Mohawk
 Niagara	 Northern	 Ridgetown College
 Sault	 Seneca	 Sheridan
 St. Clair	 St. Lawrence	

Click any college name to start exploring.

Explore Colleges



[Home](#) | [Colleges](#) | Centennial College

[Message from Centennial](#)

[Life at Centennial](#)

[Gallery](#)

[Campus Locations](#)

[Programs](#)

Centennial College: See Where Experience Takes You

When Centennial College was founded as Ontario's first public college in 1966, it focused on preparing students for burgeoning new careers in business, communications and social services. Rapidly expanding public services such as recreation and child care needed new kinds of practitioners, and the college emphasized careers that were geared to the local economy. By contrast, today's Centennial College is an integral part of the global economy. With 7,000 international students enrolled at its Toronto campuses, Centennial has become a cosmopolitan learning destination that transcends borders and brings tangible benefits to all who learn here.

Learning should be visceral, imaginative, liberating and empowering. At Centennial, it is. Graduates are prepared to do meaningful work and lead meaningful lives. Students are given significant opportunities to engage, both locally and internationally. Volunteer experiences through our Global Citizenship and Equity Service Learning Experiences (GCELE) dispatch students to distant lands, including Peru, South Korea and Kenya, to perform service learning in rural and often remote communities. Our award-winning approach to teaching

Learn more about the college, its programs and student life.

Explore Colleges

Programs

Programs at Centennial

 PROGRAM SEARCH 🔍

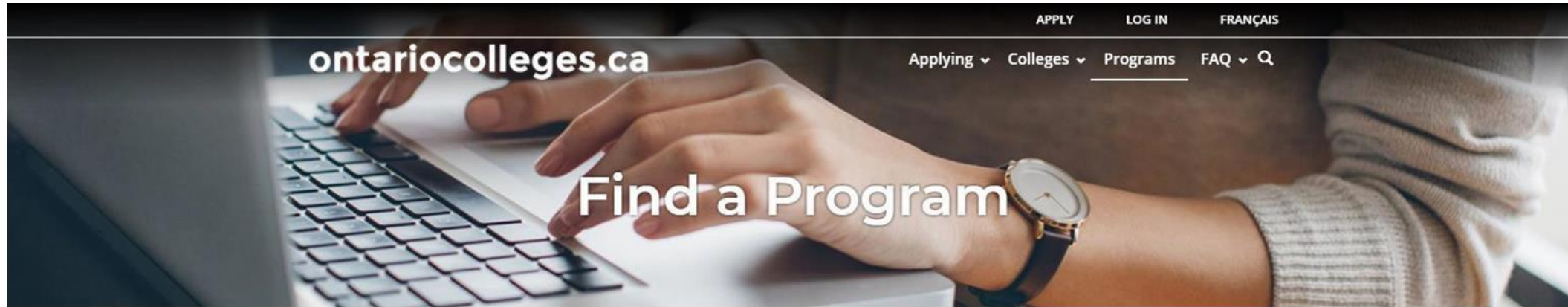
Filter by: Results: 1 - 20 of 698

Filtered by Centennial	
Campus ▾	(Automotive) Motive Power Technician (8202) Centennial Ashtonbee Campus Full Time Sep 2018 ● Open Website 🔗
Program Category ▾	(Automotive) Motive Power Technician (8202) Centennial Ashtonbee Campus Full Time Sep 2017 ● Closed Website 🔗
Start Date ▾	(Heavy Duty Equipment) Motive Power Technician (8215) Centennial Ashtonbee Campus Full Time Sep 2018 ● Open Website 🔗
Credential ▾	(Heavy Duty Equipment) Motive Power Technician (8215) Centennial Ashtonbee Campus Full Time Sep 2017 ● Closed Website 🔗
Language of Instruction ▾	(Truck And Coach) Motive Power Technician (8214) Centennial Ashtonbee Campus Full Time Sep 2018 ● Open Website 🔗
Program Availability ▾	(Truck And Coach) Motive Power Technician (8214) Centennial Ashtonbee Campus Full Time Sep 2017 ● Closed Website 🔗
Program Level ▾	
Program Type ▾	
Program Delivery ▾	
Highly Competitive ▾	Accounting - Business (2801) Centennial Progress Campus Full Time Jan 2018 ● Open Website 🔗

Searchable list of all programs offered by the college.


Search for Programs

Go to ontariocolleges.ca/find



[Home](#) | [Programs](#)

Search Programs

PROGRAM SEARCH 

Search by keyword 

Explore by category:

[Agriculture, Animal & Related Practices](#)

[Arts & Culture](#)

[Business, Finance & Administration](#)

[Career & Preparation](#)

[Computers & Telecommunications](#)

[Culinary, Hospitality, Recreation & Tourism](#)

[Education, Community & Social Services](#)


[Energy, Environmental & Natural Resources](#)

[Engineering & Technology](#)

[Fire, Justice & Security](#)

[Health, Food & Medical](#)

[Media](#)



























Search by category 

Search for Programs

Go to ontariocolleges.ca/find



Explore by college:

 Algonquin	 Cambrian	 Canadore
 Centennial	 Collège Boréal	 Conestoga
 Confederation	 Durham	 Fanshawe
 Fleming	 George Brown	 Georgian
 Humber	 La Cité	 Lambton
 Loyalist	 Michener Institute	 Mohawk
 Niagara	 Northern	 Ridgetown College
 Sault	 Seneca	 Sheridan
 St. Clair	 St. Lawrence	

Search by college

Search for Programs

Refine **Your Search**

[Home](#) | [Programs](#)

Nursing ✕ PROGRAM SEARCH 🔍

Filter by: Results: 1 - 20 of 273

College ▾	Practical Nursing (1704X01F) ▾
Campus ▾	Algonquin Woodroffe Campus Full Time Sep 2018 ● Open Website 🔗
Program Category ▾	Practical Nursing (1704X01F) ▾
Start Date ▾	Algonquin Woodroffe Campus Full Time Jan 2019 ● Open Website 🔗
Credential ▾	Practical Nursing (1704X01F) ▾
Language of Instruction ▾	Algonquin Woodroffe Campus Full Time Jan 2018 ● Waitlisted Website 🔗
Program Availability ▾	Practical Nursing (1704X01F) ▾
Program Level ▾	Algonquin Woodroffe Campus Full Time Sep 2017 ● Closed Website 🔗
Program Type ▾	
Program Delivery ▾	
Highly Competitive ▾	

Refine your search results by College, Campus, Program Category, Start Date, Credential, Highly Competitive and more.

Attend College Events

Ontario College Fair (OCF)

The Ontario College Fair is an in-person event that brings together all Ontario Colleges in one location. You can meet with college representatives to gather information about programs, campuses, and admission requirements. You can even learn how to apply to college from the event.

The Ontario College Fair is a great place to start exploring all that college has to offer.

The Ontario College Fair will happen on **October 18-19 this Fall**. For more info, visit <https://ontariocollegefair.ca/>

College Open Houses

The colleges host Open House events every fall and spring. To find out when they're happening, check out <https://www.ontariocolleges.ca/en/colleges/college-recruitment>

Upcoming Events:

o **October 18, 2023** from 5 p.m. to 9 p.m. and **October 19, 2023** from 9 a.m. to 2 p.m. – *Ontario Colleges Fair* - Enercare Centre

o **November 15 and 16, 2023** - Level Up Apprenticeship Fair, International Centre (Mississauga, ON)

o **November 18, 2023** from 12:00-5:00 p.m. – *Student Life Expo* - Metro Toronto Convention Centre

*other YRDSB events can be found [here](#)

Prepare To Apply



You will need:

- OEN
- Student #
- Legal Name (as it appears on your report card)
- complete mailing address

NOTE: These instructions are for domestic applications (Canadian Citizens and Permanent residents). If you are an International Student or Convention Refugee, you will need to apply to each school separately. We have posted instructions to the 5 GTA schools on our <http://www.yrdsb.ca/schools/thornlea.ss/guidance/Pages/default.aspx> to help you. Click on the **'Postsecondary Education'** tab, then the **'College'** tab. If you have questions, please book at a guidance appointment on the bit.ly/ThornleaGuidance

Important Dates

Late September-Early October 2023: Online Application Opens

- 2023 / 2024 application opens at ontariocolleges.ca.

November 1, 2023: Earliest Offer Date for non-competitive programs

- November 1st is the first day that colleges **may** begin sending offers of admission.

February 1, 2024: Equal Consideration Date

- Applications **received and paid for on or before this date** are considered equally by the colleges. It is critical to apply to highly competitive programs by this date. Applications are still processed after this date, but are considered on a first-come, first-served basis by the colleges.

February 1, 2024: Earliest Offer Date for competitive programs

- February 1st is also the first day that colleges **may** begin sending offers of admission. Colleges continue to offer admissions until programs are filled.

May 1, 2024: Confirmation Deadline

- Most offers of admission must be confirmed by this date. The colleges will determine the due date to confirm offers made after May 1. Check your offer package to find out the expiry date of your offer of admission.

Mid-June 2024: Tuition Deposit Due

- The colleges require payment of a tuition deposit in mid-June to secure your spot in your program. Each college sets its own tuition deposit amount and payment deadline. This information will be communicated to you by the college.

Important Info About the Application

- The application processing fee is **\$125** (non-refundable).
- There may be additional fees
- An application allows you up to **5 program choices**, with **no more than 3** at any one college.
- All program choices must start within the same academic year (August – July).
- Your username is **permanent**. It will not change if you update your contact email address.
- Your password must be between **8 and 14 characters** in length.
- **DO NOT** create more than one account.
- Some information will be automatically added to your account based on the information you provided when creating your account.
- The ontariocolleges.ca mobile app works best on Android and iOS smartphones.

Important Info About the Application

Email Address

Provide a valid email address

- ontariocolleges.ca uses email to communicate important information about your application, account activation, and username / password recovery.
- The colleges use email to communicate with you about your application and offers of admission.
- Update your email address in the Contact Information section of the online application if it changes.

Check your email regularly

- Check your junk / spam folder.
- Add noreply@ontariocolleges.ca to your safe senders list.

Privacy Statement

Review our complete Privacy Statement

- It explains how we use the information provided as part of your college application.
- A link to the Privacy Statement is located in the footer of the ontariocolleges.ca website and within the online application.

Your ontariocolleges.ca Account

Your ontariocolleges.ca account allows you to:

- Apply to any of Ontario's 26 public colleges.
- Review and update your college application.
- Request Ontario high school transcripts (from participating schools).
Note: Grades for most current high school students are sent automatically by your high school.
- Request Ontario college / university transcripts.
- View and accept offers of admission.

To complete your application, you'll need:

- Your complete home mailing address, including your postal code
- Your Ontario Education Number (OEN) and Student Number, found on your high school report card or transcript

Create an Account

Go to the **ontariocolleges.ca** website

The image shows a screenshot of the ontariocolleges.ca website. The background is a photograph of three smiling graduates in black gowns and caps. One graduate is holding a rolled-up diploma tied with a red ribbon. The website's navigation bar is visible at the top, featuring the site name 'ontariocolleges.ca' on the left and navigation links 'APPLY', 'LOG IN', and 'FRANÇAIS' on the right. Below these are dropdown menus for 'Applying', 'Colleges', 'Programs', and 'FAQ'. A large white button with the text 'APPLY NOW' is centered in the lower half of the banner. Below the button, the text 'Already have an account? [Log in.](#)' is displayed. Two blue callout boxes with white text provide instructions for new and returning users, with blue arrows pointing to the 'APPLY' and 'LOG IN' buttons respectively.

ontariocolleges.ca

Applying ▾ Colleges ▾ Programs ▾ FAQ ▾ 🔍

APPLY **LOG IN** FRANÇAIS

New Users
If you've never applied through ontariocolleges.ca before, click **APPLY**.

Returning Users
If you have an existing account, click **LOG IN**.

APPLY NOW

Already have an account? [Log in.](#)

Apply



The screenshot shows the top portion of the website. The header features a navigation bar with the URL 'ontariocolleges.ca' and the OCAS logo. To the right of the logo are dropdown menus for 'Applying', 'Colleges', 'Programs', and 'FAQ', along with a search icon. Further right are buttons for 'APPLY / LOG IN' and 'FRANÇAIS'. Below the navigation bar is a banner image of diverse students smiling. Underneath the banner, there are two main columns for application information.

[Home](#) | [Apply Now](#)



Canadian Applicants

You are a Canadian citizen or permanent resident of Canada residing inside or outside of Canada.

[APPLY NOW](#)

[Already applied?](#)

[LOG IN](#)

[More Info](#)



International Applicants

You are a citizen of another country and do not have permanent residency status in Canada.

[APPLY / LOG IN](#)

[More Info](#)

Create an Account



Français

ontariocolleges.ca

APPLY TODAY. CHANGE TOMORROW.

New User

Account Details

Legal First / Given Name

Legal Name (as it appears on your health card or passport)

Legal Last / Family Name

Legal Name (as it appears on your health card or passport)

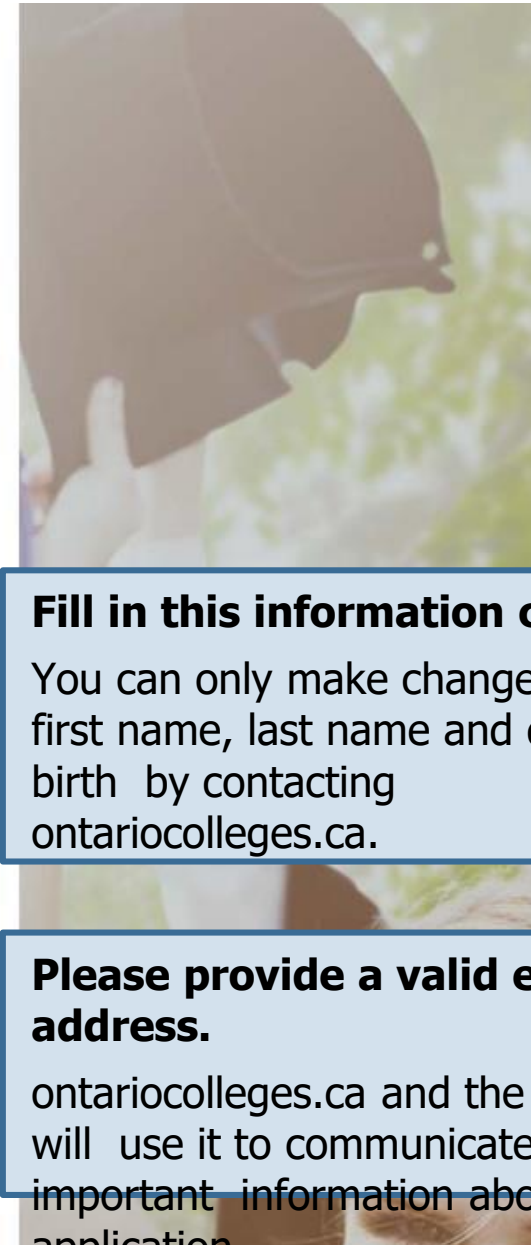
Email Address

This will be your email to sign in to your account.

Password

Use 8 or more characters with a mix of letters and numbers.

Confirm Password



Fill in this information carefully.

You can only make changes to your first name, last name and date of birth by contacting ontariocolleges.ca.

Please provide a valid email address.

ontariocolleges.ca and the colleges will use it to communicate important information about your application.

Create an Account

Password



Password

Minimum password requirements

8 to 14 characters

1 letter

1 number

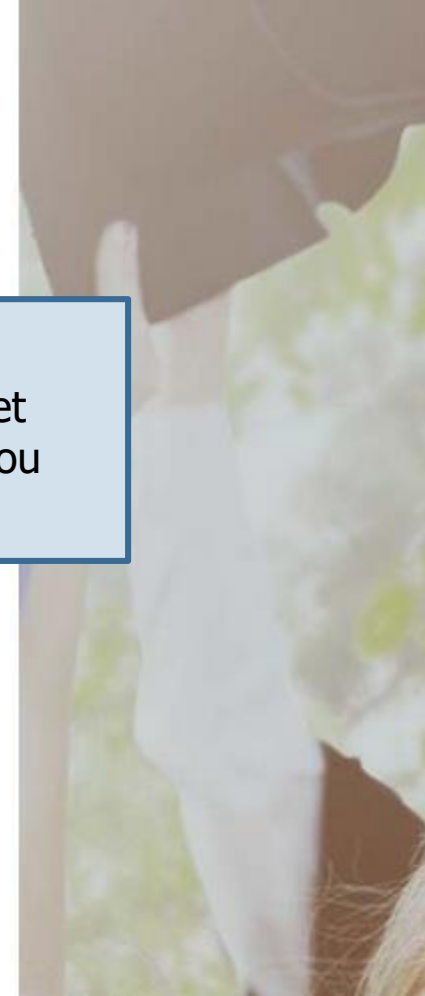
Password Requirements

If your password does not meet the minimum requirements, you won't be able to create an account.

Password Recovery

1st Recovery Question and Answer

2nd Recovery Question and Answer



Create an Account

Password Recovery Questions



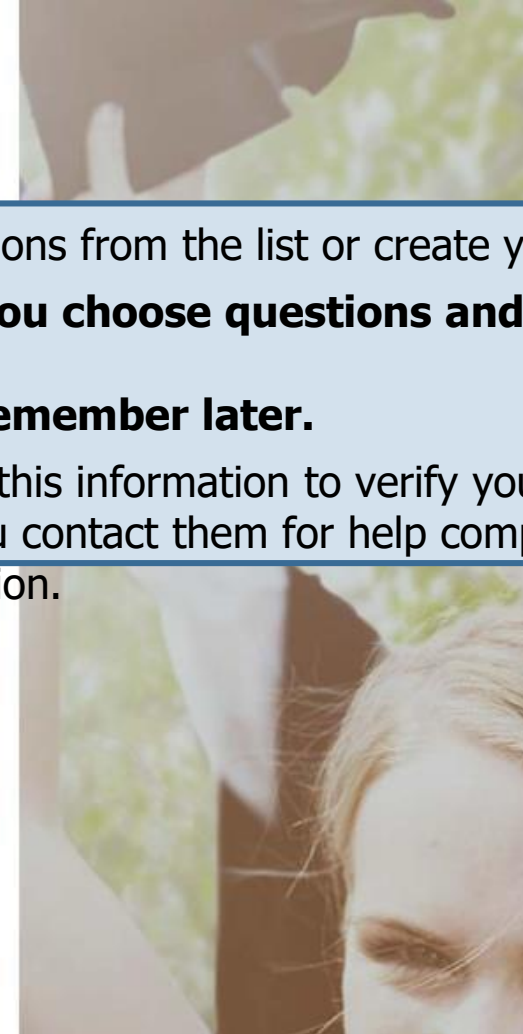
Password Recovery

1st Recovery Question and Answer

2nd Recovery Question and Answer

3rd Recovery Question and Answer

I have read and understand the Personal Information Privacy statement on the ontariocolleges.ca / OCAS website and hereby authorize OCAS Application Services Inc. (OCAS) to collect, use and disclose my academic and registration information in accordance with the purposes set out in such statement.



Choose questions from the list or create your own.
Make sure you choose questions and answers that you'll remember later.

They will use this information to verify your identity if you contact them for help completing your application.

Activate Your Account

[Français](#)

ontariocolleges.ca

APPLY TODAY. CHANGE TOMORROW.

Account Created!

In order to access your application you must first activate your account. Your account information and an activation link have been sent to your email address (sarahstudent@mailinator.com).

An account activation email will be sent to the email address you entered when you created your account.

Click the link in the email to activate your account.



Successful Account Activation



[Français](#)

ontariocolleges.ca

APPLY TODAY. CHANGE TOMORROW.

CONGRATULATIONS!

Your account sarahstudent@mailinator.com has been activated successfully.

Log In

Once your account has been activated successfully, click the button to log in to your account.

You will receive an account activation email message; it will be sent to the address that you used when you created the account.



[Français](#)

Confirm Registration

In order to access your application you must first activate your account. Your account information and an activation link have been sent to your email address (plh2021@myong.ca).

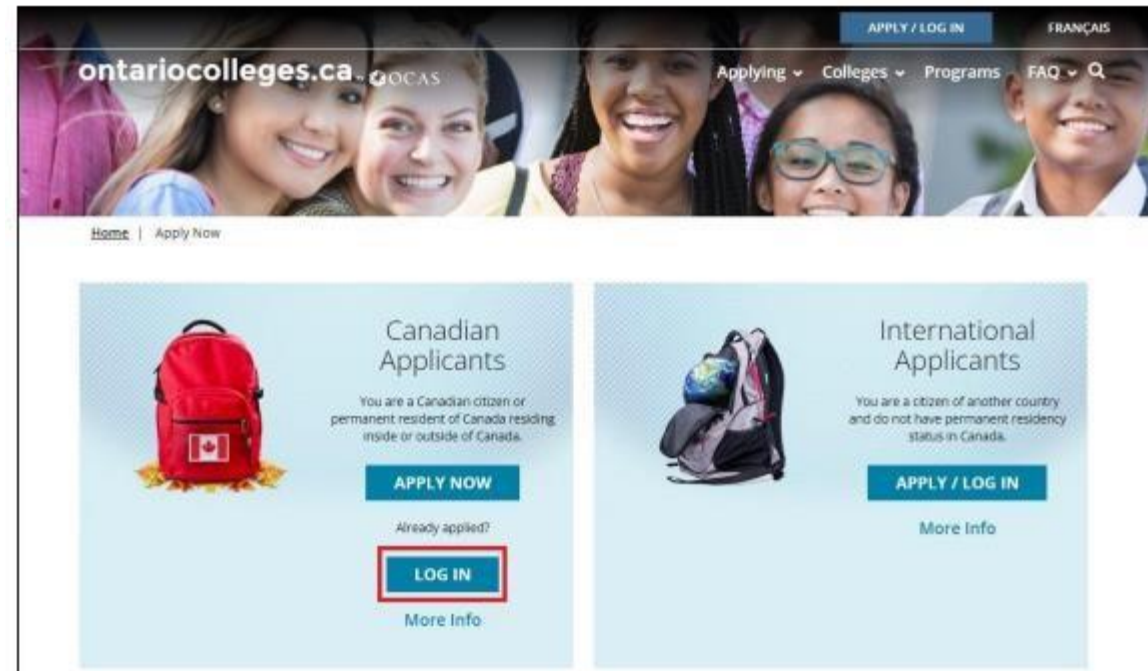


Log into Your Account

Go to ontariocolleges.ca and select **Log in**.



On the **Log In** page, on the **Canadian Applicants** card, select **Log In**.



Log in using the username (your email address) and password you created during account sign up.

Forgot your username or password? Click the 'More Info' link to recover them.

New Applicant Page

ontariocolleges.ca Français

New Applicant

Your Information

Legal First / Given Name:

Legal Last / Family Name:

Middle Names (optional):

Date of Birth:
Month Day Year

On the New Applicant Page, enter your date of birth.

IMPORTANT - be sure to enter your date of birth correctly; once it is saved you cannot change it. To get it corrected you must contact the [Customer Contact Centre](#)

If you would like, you can also add middle names

Privacy Statement

On first login only, you will be asked to review and accept our Privacy Statement.

If you do not accept the Privacy Statement, you will not be able to complete your college application.



ontariocolleges.ca

Welcome
Pat - Français

Privacy Policy

We may update our Privacy Statement periodically to reflect changes to our personal information practices. The most current version of our Privacy Statement will always be that posted on our website.

OCAS is committed to protecting your privacy. This policy sets out, in general terms, how OCAS collects, uses and discloses personal information.

Please read this policy carefully. By using our services OCAS deems you to have consented to the collection, use and disclosure of your personal information for the purposes set out below.

When you've finished reading the statement, select **I Accept the Privacy Policy**. If you do not accept the Privacy Statement, you will not be able to complete your college application.



By selecting 'I Accept the Privacy Policy' you are agreeing to all terms of the Privacy Policy.



IMPORTANT: Be sure to review the complete Privacy Statement. It explains how we use the information that you provided as part of your college application.

Email Communications

ontariocolleges.ca Welcome Pat - Français

Communications Preferences

If you would like to receive email from ontariocolleges.ca about surveys, promotions and program offerings, please check the box below:

I agree to receive electronic messages from ontariocolleges.ca, including surveys, promotions and newsletters. I may withdraw my consent at any time.

Please note that in order to process your application and registration to an Ontario College, ontariocolleges.ca and the College(s) you apply to will need to send you emails related to your application and your acceptance at the College of your choice. You will continue to receive these transactional emails regardless of the options you select above.

For further information about our communications, please contact ontariocolleges.ca:

60 Corporate Court, Guelph, Ontario, Canada | 1.888.892.2228 | Ask-Us@ontariocolleges.ca



On first login only, you will be asked to review and accept "Email Communications".
Check the boxes to receive emails and click **Submit.**

Complete Your Profile

Add Personal Information

Start by adding personal details, such as your first language, mailing address, and status in Canada.

Note: You cannot change your Legal last name, Legal first name, and date of birth. If any of these must be corrected, contact the [Customer Contact Centre](#).

Personal Information

Basic Information

Title (optional):

Select a title...

Legal First / Given Name:

Pat

If you wish to change this, contact ontariocolleges.ca at 519.763.4725 or toll-free within Canada at 1.888.892.2228

Legal Last / Family Name:

Hickox

If you wish to change this, contact ontariocolleges.ca at 519.763.4725 or toll-free within Canada at 1.888.892.2228

Middle Names (optional):

Middle Names

Preferred Name (optional):

Preferred Name

Previous Legal Last Name (optional):

Previous Last Name

Select a **Gender Identity**, your **First Language**, and indicate whether your parents or guardians attended post-secondary schools.

Date of Birth:

July 10 1979

If you wish to change this, contact ontariocolleges.ca at 519.763.4725 or toll-free within Canada at 1.888.892.2228

Gender Identity:

Another Gender Identity Female Male

First Language:

English

Have either of your parents/guardians attended university or college?

No Undeclared Yes

Mailing Address and Citizenship & Residency



Address & Contact

Country:
Canada

Mailing Address:
Q Enter a Canadian Address

Phone Number:
999-999-9999 Mobile Home

Add Another

Contact Email:
plh2021@myoig.ca

Preferred Language of Correspondence:
English

A hand holding a miniature house icon is positioned to the right of the form.

Start typing your mailing address and select it from the list.

If your address isn't in the list, you can enter it manually.

In the **Citizenship & Residency** section, provide the required information.



Citizenship & Residency

Country of Citizenship:
Canada

Do you consider yourself to be a person of aboriginal descent or related to a person of aboriginal descent? Why we ask for this information.
Yes No

Country of Birth:
Select a country...

If you select a **Country of Citizenship** other than Canada, you must also indicate your **Status in Canada**. Select one of the items in the list.

Depending on the status that you select, you might see a message with additional instructions.

Your Profile

Select **Save & Continue**.

Your contact details are displayed in the **Your Profile** page, on the **Personal Information** card.



The screenshot displays the 'Your Profile' page with a header image of students walking. Below the header, a message reads: 'Before you can begin your application, we need you to **tell us about yourself!**'

There are two main cards:

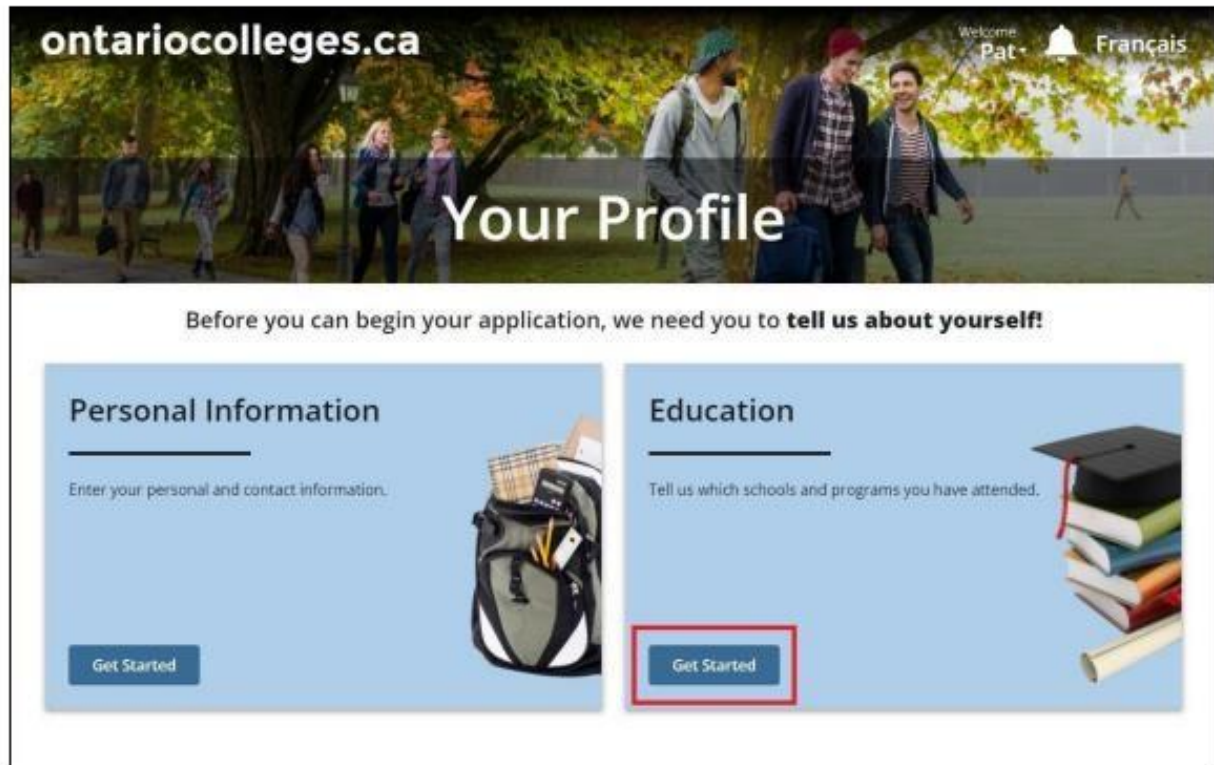
- Personal Information:** This card features a red-bordered box containing the following details:
 - Name: Pat Hickox
 - Calendar icon: Jul. 10, 1979
 - Email icon: plh2021@myorg.ca
 - Phone icon: 5195555555
 - Location pin icon: 60 Corporate Court, GuelphBelow this box is an 'Update Info' button. To the right of the text is an image of a backpack.
- Education:** This card contains the text 'Tell us which schools and programs you have attended.' and a 'Get Started' button. To the right is an image of a stack of books and a graduation cap.

Add Your Education

We encourage you to add all the high school and post-secondary education that you've taken.

Note: If the application fee is unpaid, you can delete an education record from your profile. After the fee is paid, you can only make some changes, such as dates attended. If you need to make other corrections, contact our [Customer Contact Centre](#).

1. On the **Your Profile** page, on the **Education** card, select **Get Started**.



ontariocolleges.ca

Welcome Pat

Français

Your Profile

Before you can begin your application, we need you to **tell us about yourself!**

Personal Information

Enter your personal and contact information.

Get Started

Education

Tell us which schools and programs you have attended.

Get Started

The **Education** page opens.



Education

Education Status

Are you currently enrolled in a high school course?

Yes No

Have you graduated from high school or earned a high school equivalency (GED)?

Yes No

Self-Declared Education

Colleges will use this information to assess your application as well as to determine if you may be eligible for advanced entry (i.e. entry to a semester higher than Semester 1). You should provide as much information as possible about your high school and all postsecondary studies.

Applicants with a GED (General Educational Development test) should declare some high school education (even if incomplete) and provide test results to ontariocolleges.ca (60 Corporate Court, Guelph, ON N1G 5J3). Once processed, your GED results will appear in the Documents section of your account. For more information, see the Supporting Documents page of our website.

Start Declaring Education

Under **Education Status**, select your answer for each question:

Are you currently enrolled in a high school course?

Have you graduated from high school or earned a high school equivalency?

To add your education, select **Start Declaring Education**.

You can add details about the following types of education.

Add an Ontario High School

On the **Education** page, select **Start Declaring Education**.

On the **New Education** page, in the **Type of Education**, list, select **Canadian High School Education**.

Please indicate the type of education you would like to add to your profile. Home-schooled applicants should select Canadian High School Education from the drop-down menu and enter 'Home/Private Non-Accredited High School' as the school name.

Type of Education:

Select a type...
Select a type...
Canadian High School Education
Canadian College Education
Canadian University Education
Academic Upgrading
International Education

In the **Province** list, select **Ontario**.

Select **Find an Ontario High School**.

Find an Ontario High School

Search by School Name or City

m m robins

Name	Address	Type	Status	
M M Robinson High School	2425 Upper Middle Rd, Burlington	Day	Open	Select

Search for the school. In the results, **Select** the school.

IMPORTANT: Make sure that you select the correct school. If you choose the wrong school, any transcript requests you make later in the application process might fail.

Canadian High School Education

Please provide as much detail as possible for this education record.

Province:
Ontario

School Name:
Find an Ontario High School

Are you currently attending this institution?
Yes No

Attended From Date:
Month Year

The date you started attending this institution.

Ontario Education Number (OEN):
OEN

If you do not know your OEN, please contact your high school counsellor, otherwise

Student Number:
Student Number

If you do not know your Student Number please enter 0.

First Name on School Record:
Pat

Last Name on School Record:
Hickox

OEN & Student # can be found on your report card or in the email sent to your GAPPS on October 10th

Your Dashboard - adding Program Choices

Here's what our example applicant's dashboard looks like:

The dashboard for ontariocolleges.ca shows a welcome message for 'Pat' and a navigation menu with Home, Profile, Apply, and Docs. The main content area features an account number (210062128671) and a large '2022 - 2023 Application' banner with the text 'Your profile is complete! You're ready to apply. Start Here!' and an 'Apply Now' button. A 'Messages' section displays a 'Latest Messages' card for 'International Credit Assessment Information' dated Oct. 22, 2021, with a 'View All Messages' button.

The application page opens. You can see that you are on the first of four steps in the process.

The application page shows a progress bar with four steps: 1. Choose Programs (active), 2. Order Transcripts, 3. Review, and 4. Payment. The page includes a 'Program Search' section with a search box and a dropdown menu set to 'All Colleges'. Below this is a 'Program Choices at a Glance' section with a table of program details.

Program Name	Code	College / Campus / Start Date
Program Name	Code	College / Campus / Start Date
Program Name	Code	College / Campus / Start Date

Adding Program Choices

In the **Search Program** field, enter the program name (or a part of the name.) For example: **architectural technology**.

A list of all the available programs is displayed under **Program Search Results**.

Aug. 2022 - Jul. 2023 Application

Home Profile Apply Docs

1 Choose Programs 2 Order Transcripts 3 Review 4 Payment

Application Number 220209966

Program Search

You can select a maximum of 5 program choices, however **only 3** program choices can be from any single college.

Search Program: architectural technology

All Colleges

Program Search Results

Program	Location	Details
Architectural Technology (Apply To 0188x01f) (0018X01F)	Algonquin / Ottawa	Start Date: Sep. 2022 Delivery: Full Time Duration: 3 Academic Years (Periods Of 8 Months) Availability: Open

To refine the list, select a college.

Program Search

You can select a maximum of 5 program choices, however **only 3** program choices can be from any single college.

Search Program: architectural technology

All Colleges

All Colleges

- Algonquin
- Cambrian
- Canadore
- Centennial
- Collège Boréal
- Conestoga
- Confederation
- Durham
- Fanshawe
- Fleming
- George Brown
- Georgian
- Humber
- La Cité Collégiale
- Lambton
- Loyalist
- Michener Institute
- Mohawk
- Niagara

Program Search Results

Location	Details
Algonquin / Ottawa	Start Date: Sep. 2022 Delivery: Full Time Duration: 3 Academic Years (Periods Of 8 Months) Availability: Open
Durham / Whitby	Start Date: Sep. 2022 Delivery: Full Time Duration: 6 Semesters Availability: Open
Centennial /	Start Date: Sep. 2022

To add a program to your application, find the program in the list and select **Add**.

Repeat the steps to find and add other programs.

In the example, the applicant selected Sheridan, Mohawk, and George Brown.

Remember that you can add a **maximum of 5 programs**, with 3 from a single college.

When you're finished choosing programs, select **Save & Continue**.

Note: You can come back to your application at any time and add or remove program choices.

Note: If you are **currently in high school**, you do **not** need to request your transcript. The school will send us your grades. If you do not see your grades in the **Docs** section of **Your Dashboard**, contact your guidance counsellor.

Review your application

Review your application

At this point, you've added your personal and education information, chosen a least one college program, and requested transcripts.

On the **Review** page, you can see all the information in a single view. Take time to really review the information and make sure that it is complete.

- Did you forget some education that you want to include?
- Do you want to add another program choice?
- Do you need to request another transcript?

Here's what the **Review** page looks like for our example applicant.

Aug. 2022 - Jul. 2023 Application

1 Choose Programs | 2 Order Transcripts | 3 Review | 4 Payment

Application Number 220209966

Personal Information

Pat Hickox

Jul. 10, 1979
plh2021@myorg.ca
5195555555 (Mobile)
60 Corporate Court, Guelph

Citizenship

Country of citizenship: Canada
Status in Canada: Canadian Citizen
Indigenous descent: No

Edit Info

Education Information

Education Status

Currently enrolled in a high school course: No
Graduated from high school or earned a GED: Yes

High School

M M Robinson High School
Burlington ON
Sep. 1994 - Jun. 1998
OEN: 000000000
Student Number: 0

Post-Secondary Education

University Of Western Ontario
Sep. 2021 - Present
Student Number: 0

Mohawk
Sep. 2019 - May 2020
Student Number: 0

International

Queensland
Sep. 2000 - Apr. 2004

Edit Education

Application Year 2022 - 2023

Program Choices

Mohawk	Architectural Technology (S31)	Sep. 2022
Campus Fennell (Hamilton)	Delivery Full Time	
Sheridan	Architectural Technology (PARTY)	Sep. 2022
Campus HMC (Mississauga)	Delivery Full Time	
Casa Loma Campus	Architectural Technology (T109)	Sep. 2022
Campus Casa Loma Campus	Delivery Full Time	

Edit Programs

Review the information in each section. If you need to make changes, select **Edit**.

The corresponding page opens where you can make the required updates.

Once the information is accurate and complete, select the **I confirm** check box.

Select **Continue to Payment**.

Payment

Before we can begin to process your application, you must pay the Application Fee and any transcript-related fees.

The **Payment** page, the final step in creating an application, shows you a list of the programs you chose, the transcripts that you requested, and the associated fees.

Here's what the **Payment** page looks like for our example applicant.

Aug. 2022 - Jul. 2023 Application

Application Number 220209966

All payments are non-refundable

Fees Outstanding:

Payment of the application fee is mandatory. The date ontariocolleges.ca receives your non-refundable application fee is considered the received date of your application. Once your application fee is received and processed, ontariocolleges.ca will release the application to your college choice(s).

Item	Amount
Application to Ontario Colleges - Application Number: 220209966	\$110.00
1 Mohawk Architectural Technology Sep. 2022 Semester 1	
2 Sheridan Architectural Technology Sep. 2022 Semester 1	
3 George Brown Architectural Technology Sep. 2022 Semester 1	
Subtotal	\$110.00

Item	Amount
Application to Ontario Colleges - Application Number: 220209966	\$110.00
1 Mohawk Architectural Technology Sep. 2022 Semester 1	
2 Sheridan Architectural Technology Sep. 2022 Semester 1	
3 George Brown Architectural Technology Sep. 2022 Semester 1	
Subtotal	\$110.00

On the **Pay by Credit Card** page, if you have a credit card or a debit card that can be used like a credit card, enter the required details.

Application Number 220209966

Pay by Credit Card

Transaction Amount: \$150.05(CAD)
Order ID: DRD-10025138-Y7C4J4

Please enter the following details exactly as they appear on your credit card.
Do not put spaces or hyphens in the card number.

Cardholder Name
Full Name

Card Number

Expiry Date
Month Year

Card Security Code

Press 'Process Payment' to charge your card. Only press the button once. Using the 'Back', 'Refresh' or 'Cancel' button after you press the 'Process Payment' button will not stop the transaction from being processed and may result in a double charge.

Process Payment Cancel Transaction

Refer to ontariocolleges.ca for additional payment methods if you are unable to complete the payment process above.

*Note: If you do not have a credit card, check your debit card. If it has a credit card logo you can use your debit card like a credit card!

Confirm that you've entered everything correctly and select **Process Payment**.

A payment verification message is displayed, and you will receive a confirmation email message.

If you get a message on the screen that your payment was declined, check that you entered the details correctly. If you did, and the payment still gets declined, call the bank or financial institution.

Monitor your application

It is important to periodically log in and see if there are any updates to your application; particularly if you are waiting for an offer of admission.

When you log in, **Your Dashboard** opens and you can see any new messages, documents, or offers.

As you can see in the example applicant's dashboard, there are three new messages.

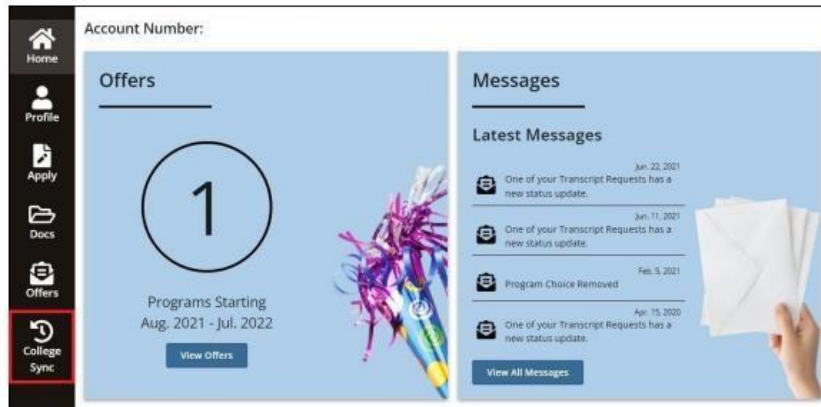
The screenshot displays the 'Your Dashboard' for an applicant on the ontariocolleges.ca website. The dashboard is divided into several sections:

- Header:** The website name 'ontariocolleges.ca' is on the left, and 'Welcome Pat' with a notification bell and 'Français' are on the right.
- Navigation:** A vertical sidebar on the left contains icons for Home, Profile, Apply, and Docs.
- Account Information:** 'Account Number: 210062128671' is displayed at the top.
- 2022 - 2023 Application:** This section shows 'Application Number: 220209966' and a 'Status: Unpaid' callout. A 'Resume Application' button is present. Below this is a 'Did You Know' section with text about applying to multiple programs and a 'View All Messages' button.
- Messages:** This section is titled 'Messages' and shows '3 Unread'. It lists three messages, all dated 'Oct. 29, 2021', with the subject 'Be sure to pay the required fees'. A fourth message, dated 'Oct. 22, 2021', is titled 'International Credit Assessment Information'. An image of a hand holding several envelopes is shown on the right side of the messages section.

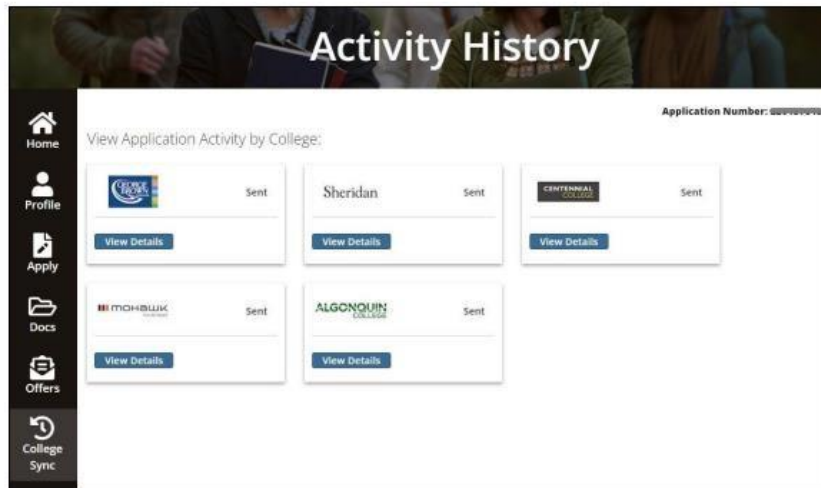
How do I know if my information was sent to the colleges?

At some point, you might wonder if your application and personal information was sent to colleges. You can quickly find out by looking at the activity history.

1. On **Your Dashboard**, select **College Sync**.

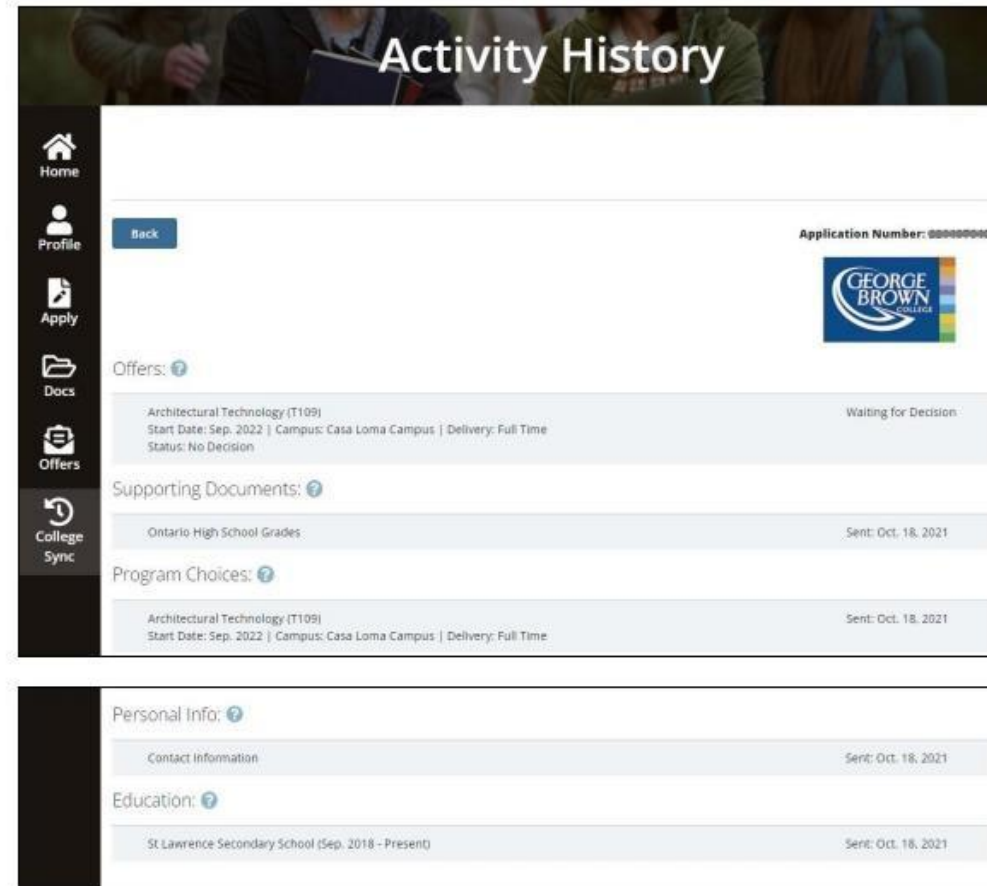


The Activity History page opens where you can see the colleges that you applied to. In the following example, each card indicates that the information was **Sent**.



2. To see the details for a specific college transmission, select the corresponding **View Details**.

As you can see in the example, the program choices and supporting documents were sent, and the college is awaiting a decision on their offer of admission.



3. To return to the main Activity History page, select **Back**.

Accepting an offer

November 1 is the earliest date that colleges can start sending out offers of admission. Offers will continue to be issued until

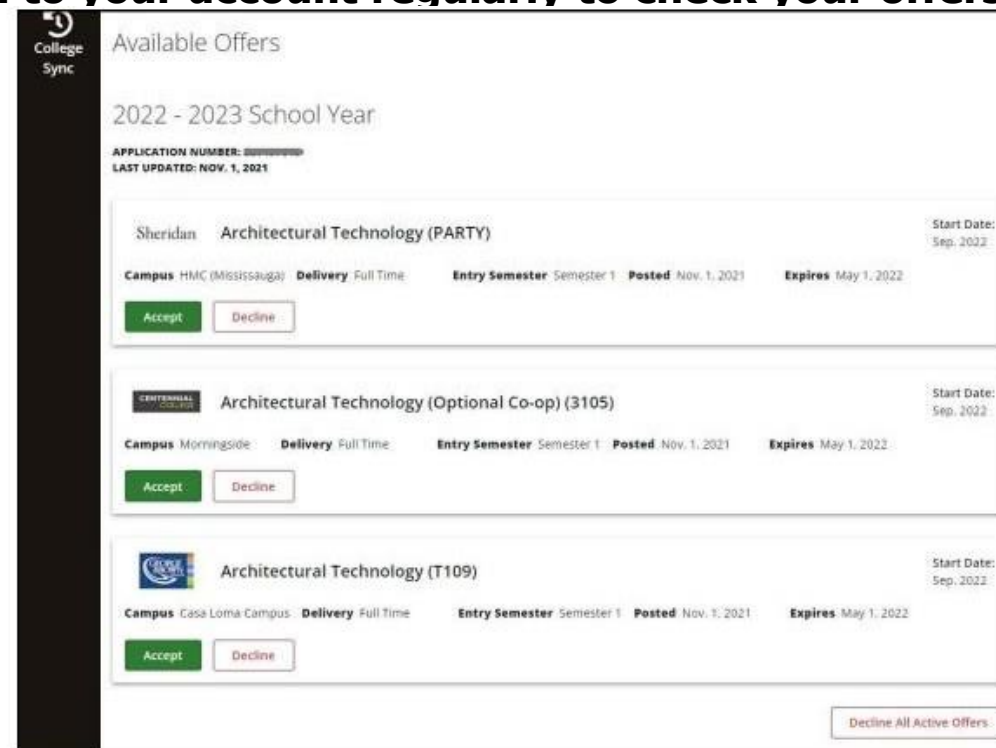
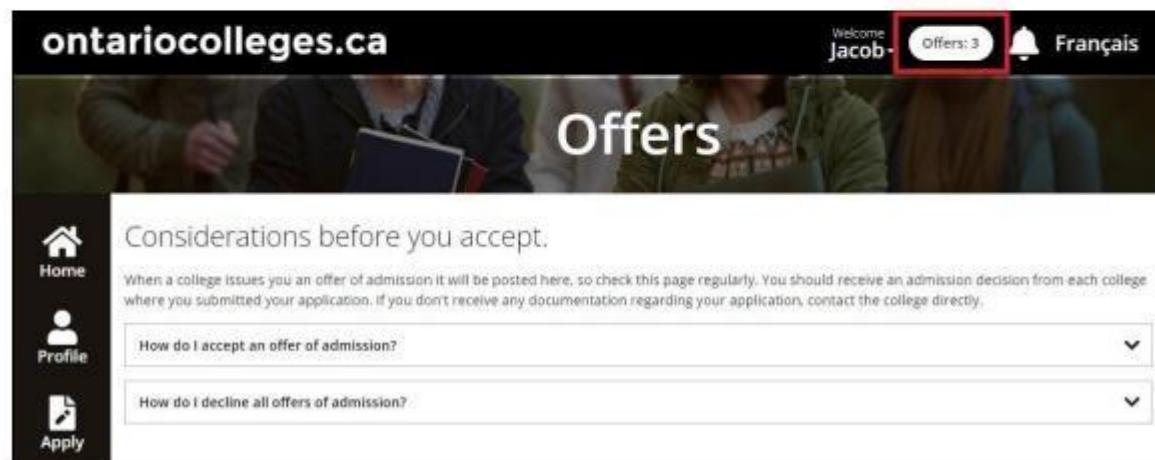
program seats are filled or waitlists are established. Log in to your account regularly to check your offers of

To accept an offer of admission to college:

1. Log in to your ontariocolleges.ca account.
2. On **Your Dashboard**, in the navigation pane, select **Offers**.

As you can see in the following example, the number of offers is displayed in the banner, and the offers are listed in the Available Offers section of the page.

Note that each offer has an **Expires** date.



College	Program	Campus	Delivery	Entry Semester	Posted	Expires	Start Date
Sheridan	Architectural Technology (PARTY)	HMC (Mississauga)	Full Time	Semester 1	Nov. 1, 2021	May 1, 2022	Sep. 2022
Seneca	Architectural Technology (Optional Co-op) (3105)	Morningside	Full Time	Semester 1	Nov. 1, 2021	May 1, 2022	Sep. 2022
Seneca	Architectural Technology (T109)	Casa Loma Campus	Full Time	Semester 1	Nov. 1, 2021	May 1, 2022	Sep. 2022

3. Decide which offer of admission you want to accept, then select **Accept**.

Once you have accepted an offer, ontariocolleges.ca will send a confirmation email to the contact email address specified in your account profile.

The other colleges to which you have applied will receive notification of your accepted offer.

Note: You cannot defer an offer of admission. If you want to take the program at a later date, you must create a new application.

What if I change my mind?

If you applied to more than one program, you might receive more than one offer of admission.

You can accept only one offer at a time.

However, if you change your mind or receive another offer that you prefer, you can change your acceptance - as long as the offer has not expired.

When you change your acceptance, the previous acceptance is automatically declined.

Note: You can only confirm an offer once per day. If you have already confirmed an offer and change your mind later that day, you must wait until the next business day to confirm the

Declining offers

If you are accepting an offer of admission, there is no need to decline any other offers. However, if you decide not to attend any college program that you have applied for, you can decline all offers.

1. Log in to your ontariocolleges.ca account.

1. On Your Dashboard, in the navigation pane, select Offers.

1. At the bottom of the page, select Decline All Active Offers.

IMPORTANT: This will also decline any offer that you have already accepted.

Supporting Documentation

Depending on the admission requirements of the program you are applying to, you might have to provide supporting documents as part of your application.

Here are the most commonly requested types of documents:

- **Test Results (ex/ English Language Proficiency, Health Occupation Aptitude Exam (HOAE))**
- **Canadian Citizenship & Residency Documents**
- **College or Program-Specific Documents**
- **Other Supporting Documents (ex/ Proof of Name or Date of Birth Change)**

After You Apply – Next Steps

After You Apply

I've submitted my application. What's next?

- **Verify your grades.** If you're a current Ontario high school student, you'll need to log in to your account to verify your grades. We recommend checking the Education section after your mid-term and final marks for semesters 1 and 2 have been submitted. If you notice an error, report it your guidance counsellor.
- **Update your application.** If you need to make changes to your application, such as adding or removing a program, or update your account information, such as your address or phone number, log back in to your ontariocolleges.ca account. ontariocolleges.ca/en/faq#how-can-i-make-changes-to-my-application
- **Confirm your offer.** Colleges begin sending out offers on February 1. The following slides explain how to view and confirm offers of admission.
- **Apply for financial aid.** Once you've confirmed an offer, it's time to start thinking about paying for college. There are many financial aid options available to you, including OSAP, scholarships, bursaries and grants. To learn more, check out the Paying for College page: ontariocolleges.ca/colleges/paying-for-college.

Apply From Your Phone

ontariocolleges.ca Mobile App

Create an application

Log in to your application

Explore college programs

Add programs to a Favourites list



Add programs to your application

Request your transcripts

Pay for your application

View and confirm offers

Find it in the App Store and on Google Play



[VIDEO] Apply Online

ontariocolleges.ca

Welcome Sarah Français

Start Applying

When would you like to go to college?

Before Jul. 31, 2020 **After Jul. 31, 2020**

To start school after Jul. 31, 2020 you will want to apply for the **2020-2021 application cycle** that consists of programs starting between Aug. 1, 2020 and Jul. 31, 2021.

2020-2021

Aug. 1, 2020 - Jul. 31, 2021

Available application cycles are:

- * 2021-2022: Programs starting between August 2021 and July 2022.
- * 2022-2023: Programs starting between August 2022 and July 2023.
- Available in October 2022.
- * 2023-2024: Programs starting between August 2023 and July 2024.

Apply Now!

Need Help?

For Application Help:

- Click **FAQ** to find answers to common questions
- Chat with us in real-time by clicking the **Live Chat** button on the ontariocolleges.ca website
- Email us at ask-us@ontariocolleges.ca
- Call us at **1-888-892-2228**

To Correct High School Grades:

- See your guidance counsellor

For Offer of Admission Information:

- Contact the college(s) you've applied to

Connect With Us:

 [facebook.com/ontariocolleges.c](https://www.facebook.com/ontariocolleges.ca)

  a @ontariocolleges

- www.ontariocolleges.ca

Thank you

Thank You...As always, please feel free to book a guidance appointment at bit.ly/ThornleaGuidance if you have any questions.